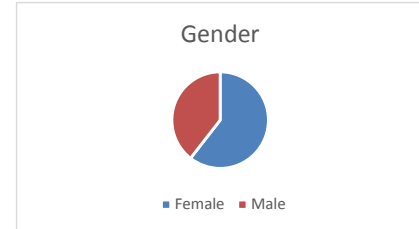
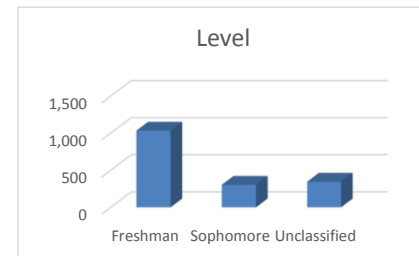


Census - Fall Semester 2016

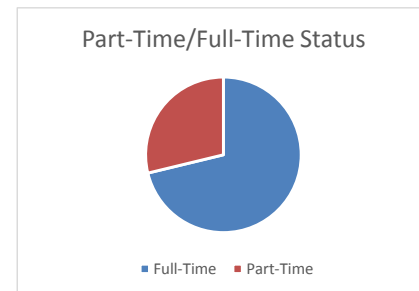
Gender	Count	FTE*	Avg Age	Percent*
Female	1,018	784.73	24.55	60.52%
Male	664	514.07	24.26	39.48%
	<u>1,682</u>	<u>1,298.80</u>	<u>24.43</u>	<u>100.00%</u>



Level	Count	FTE*	Avg Age	Percent*
Freshman	1,033	867.67	23.49	61.41%
Sophomore	304	247.40	26.35	18.07%
Unclassified	345	183.73	25.57	20.51%
	<u>1,682</u>	<u>1,298.80</u>	<u>24.43</u>	<u>99.99%</u>



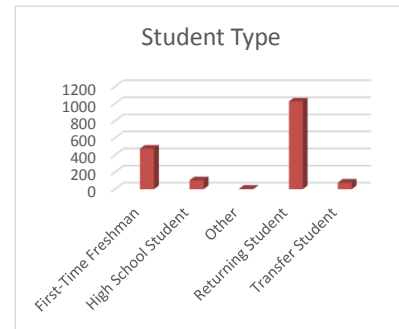
Part-Time/Full-Time Status	Count	FTE*	Avg Age	Percent*
Full-Time	1,198	1,104.27	23.92	71.22%
Part-Time	484	194.53	25.71	28.78%
	<u>1,682</u>	<u>1,298.80</u>	<u>24.43</u>	<u>100.00%</u>



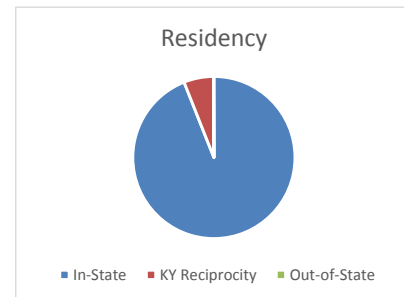
Race	Count	FTE*	Avg Age	Percent*
Black	4	1.60	33.75	0.24%
Hawaiian	14	9.60	29.21	0.83%
Indian	1	0.87	24.00	0.06%
Two or More	5	4.47	26.40	0.30%
Unknown	92	60.80	22.28	5.47%
White	1,566	1,221.47	24.49	93.10%
	<u>1,682</u>	<u>1,298.81</u>	<u>24.43</u>	<u>100.00%</u>

Census - Fall Semester 2016

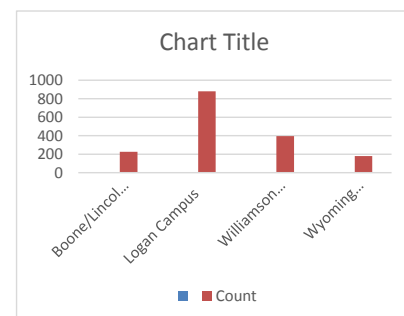
Student Type	Count	FTE*	Avg Age	Percent*
First-Time Freshman	473	413.13	21.54	28.12%
High School Student	103	26.07	17.05	6.12%
Other	5	1.93	26.00	0.30%
Returning Student	1,025	800.00	26.38	60.94%
Transfer Student	76	57.67	26.05	4.52%
	<u>1,682</u>	<u>1,298.80</u>	<u>24.43</u>	<u>100.00%</u>



Residency	Count	FTE*	Avg Age	Percent*
In-State	1,581	1,215.40	24.30	94.00%
KY Reciprocity	100	83.20	26.55	5.95%
Out-of-State	1	0.20	22.00	0.06%
	<u>1,682</u>	<u>1,298.80</u>	<u>24.43</u>	<u>100.01%</u>



Campus	Count	FTE*	Avg Age	Percent*
Boone/Lincoln Campus	225	150.33	23.58	13.38%
Logan Campus	881	694.80	24.55	52.38%
Williamson Campus	396	318.60	25.21	23.54%
Wyoming Campus	180	135.07	23.20	10.70%
	<u>1,682</u>	<u>1,298.80</u>	<u>24.43</u>	<u>100.00%</u>



* = FTE and Percentage may vary slightly due to rounding

Census - Fall Semester 2016

Major	Count	FTE*	Avg Age	Percent*
Addiction Counseling-CERT	1	0.80	21.00	0.06%
Business Accounting-AAS	29	24.93	28.72	1.72%
Business Administration-AAS	72	60.47	27.10	4.28%
CIS-PC Support Specialist-AAS	1	0.27	31.00	0.06%
Cntrl Sterile Supply Tech-CERT	3	2.67	26.00	0.18%
Computer Info Systems-AAS	1	0.40	26.00	0.06%
Crim Just-Law Enforcement-AAS	16	13.53	26.69	0.95%
Crim Justice-Corrections-AAS	5	3.67	23.00	0.30%
Criminal Justice - AAS	39	34.80	22.10	2.32%
Early Childhood Dev-AAS	48	34.00	27.69	2.85%
Electrical Engineering Tec-AAS	46	37.73	27.13	2.73%
Electrical Engineering Tec-CERT	2	2.20	29.00	0.12%
General Studies - Cert.	1	0.40	20.00	0.06%
Governors Adult Completion-AAS	4	2.00	36.50	0.24%
HCT -Medical Lab Asst Opt-CERT	3	2.47	26.33	0.18%
Health Care Professional-AAS	414	330.80	22.81	24.61%
Health Info Management - A.A.S	29	24.00	33.31	1.72%
Homeland Sec & Emergency Srvc	2	1.33	41.00	0.12%
Indust Tech-Welding Cert	4	3.73	23.50	0.24%
Information Technology-AAS	44	41.40	24.43	2.62%
Management-AAS	3	3.00	21.67	0.18%
Mechatronics-AAS	21	19.60	28.62	1.25%
Medical Assisting-AAS	34	29.60	27.29	2.02%
Medical Lab Technology-AAS	34	25.07	22.47	2.02%
Mine Management-AAS	5	3.00	32.00	0.30%
No Major Declared	36	8.13	17.28	2.14%
Nursing-AAS	122	95.40	25.61	7.25%
Occ Dev-Reg Apprentice Prg-AAS	3	1.60	48.33	0.18%
Office Administration-AAS	11	8.80	30.27	0.65%
Office Administration-CERT	3	2.40	35.33	0.18%
Paramedic Science-AAS	15	11.60	25.73	0.89%
Paraprofessional Educ-CERT	2	1.73	21.00	0.12%
Radiologic Technology-AAS	24	20.40	21.79	1.43%
Respiratory Tech-AAS	17	16.27	22.24	1.01%
Salon Mgt/Cosmetology-AAS	40	36.93	24.10	2.38%
Surgical Technology-AAS	25	18.40	24.36	1.49%
Survey Technician-CERT	1	0.47	25.00	0.06%
Tec Studies in Applied Tec-AAS	15	7.60	22.60	0.89%
Tech Studies in Applied-CERT	1	1.00	23.00	0.06%
To be declared *	41	10.67	18.24	2.44%
UP-General Studies-AA	4	1.20	37.75	0.24%
UP-Pre-Allied Health-AS	1	0.20	28.00	0.06%
UP-Psychology/Sociology-AA	1	0.20	56.00	0.06%
University Transfer-AA	354	264.53	24.10	21.05%
University Transfer-AS	80	68.67	23.65	4.76%
Welding Technology - AAS	25	20.73	26.64	1.49%
	1,682	1,298.80	24.43	100.02%

* = FTE and Percentage may vary slightly due to rounding



Southern

West Virginia Community and Technical College

Census - Fall Semester 2016

High School	Count	FTE*	Avg Age	Percent*
Beth Haven Christian	10	8.07	21.60	0.59%
Big Creek	1	0.60	38.00	0.06%
Brooke County	1	0.80	18.00	0.06%
Chapmanville	169	139.07	22.70	10.05%
Christian Faith Academy	2	1.60	22.00	0.12%
Crum	1	0.80	56.00	0.06%
GED Recipient	102	84.47	28.68	6.06%
George Washington	1	1.00	34.00	0.06%
Glen Rogers	1	1.00	48.00	0.06%
Guyan Valley	2	1.20	35.50	0.12%
Hedgesville	1	0.87	20.00	0.06%
Herbert Hoover	2	1.60	41.00	0.12%
Highland High School	1	1.07	21.00	0.06%
Huntington East	1	1.20	39.00	0.06%
Hurricane	2	1.33	24.00	0.12%
Jaeger	2	1.67	27.50	0.12%
Lenore	3	2.27	49.00	0.18%
Lewis County	1	1.00	37.00	0.06%
Liberty	1	1.00	39.00	0.06%
Lincoln County High School	73	42.67	22.81	4.34%
Logan	274	200.40	23.96	16.29%
Man	111	88.60	25.68	6.60%
Marsh Fork	1	0.40	31.00	0.06%
Mingo Central Comprehensive HS	207	164.07	23.35	12.31%
Mingo Vo-Tech Center	1	1.07	37.00	0.06%
Miscellaneous High School	33	25.13	26.03	1.96%
Miscellaneous Home School	1	0.67	17.00	0.06%
Miscellaneous Institution	3	1.87	42.33	0.18%
Mount View	5	3.67	20.20	0.30%
Nicholas County	1	0.67	20.00	0.06%
Nitro	2	1.40	21.50	0.12%
Oak Hill	1	1.00	20.00	0.06%
Omega Academy	1	0.80	20.00	0.06%
Other Christian High School	21	18.33	20.67	1.25%
Out-of-state High School	155	123.27	26.72	9.22%
Pineville	4	2.80	40.00	0.24%
Poca	1	1.00	19.00	0.06%
Richwood	1	0.87	20.00	0.06%
Riverside High	1	0.80	19.00	0.06%
Riverview High School	3	2.40	25.00	0.18%
Scott	97	74.07	22.75	5.77%
Shady Spring	1	0.13	38.00	0.06%
Sharples	1	0.27	43.00	0.06%
Sherman	20	12.73	24.15	1.19%
Sissonville	3	2.13	27.33	0.18%
South Charleston	2	1.27	26.00	0.12%
St. Albans	2	1.67	23.50	0.12%
Tolsia High School	15	13.47	24.07	0.89%
Truthway Christian Academy	3	2.00	24.00	0.18%
Tug Valley High School	103	86.67	24.24	6.12%
Twin Br Pentecostal Christian	1	0.87	18.00	0.06%
Van	28	16.93	24.04	1.66%
Vinson	1	0.40	52.00	0.06%
Wayne County	4	3.60	19.00	0.24%
Westside High School	102	86.67	23.23	6.06%
Williamson	15	10.53	33.13	0.89%
Wyoming East High School	79	52.73	20.94	4.70%
Unknown	1	0.20	43.00	0.00%
	<u>1,682</u>	<u>1,298.85</u>	<u>24.43</u>	<u>99.97%</u>

* = FTE and Percentage may vary slightly due to rounding