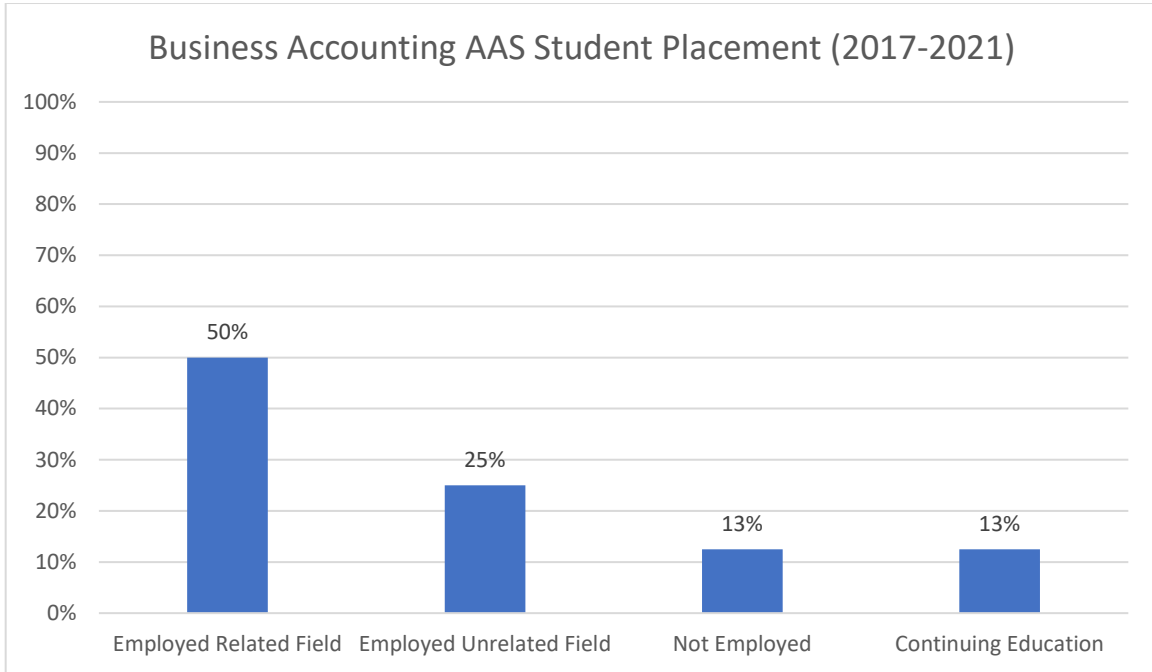
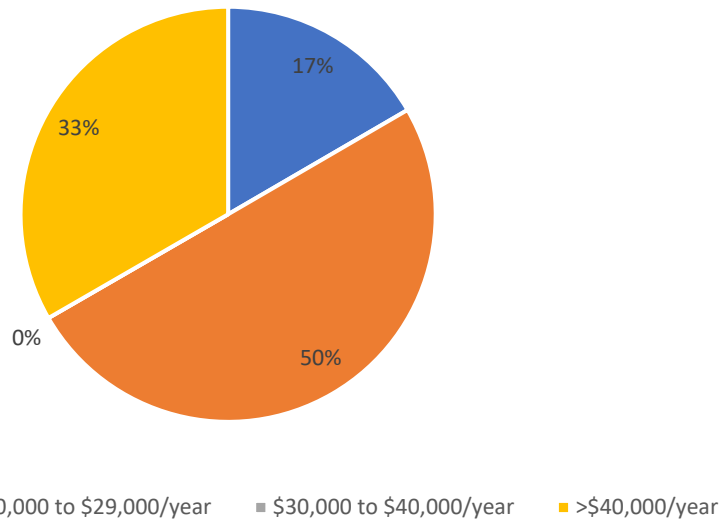


Business Accounting Achievement Data

(8 of 67 surveys returned: 11.9% response rate)



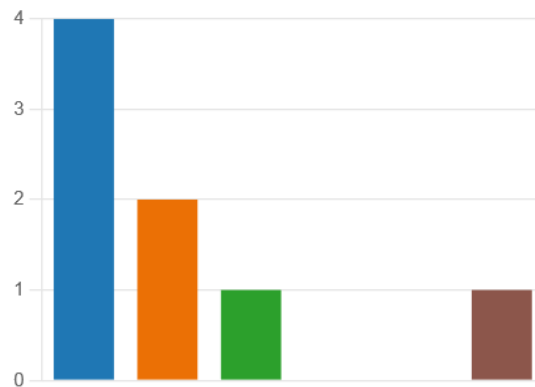
Annual Salary (2017-2021)



3. What is your current employment status? (choose one)

[More Details](#)

- Employed in a field directly rela... 4
- Employed in a field unrelated th... 2
- Not currently employed but see... 1
- Not currently employed but see... 0
- Not presently seeking employm... 0
- Continuing my education at ano... 1



A. Five-year trend data on graduates and majors enrolled: (Chart)

Business Accounting - AAS

Graduate Data

Graduate Year	Number of Graduates
2017-18	13
2018-19	8
2019-20	10
2020-21	12
2021-22	24

Headcount and FTE

Academic Year	Unduplicated Annualized Headcount	Annualized FTE	Credit Hours Generated*
2017-18	38	26.37	791
2018-19	33	21.83	655
2019-20	39	25.67	770
2020-21	36	24.57	737
2021-22	40	27.40	822

*Sum of all credit hours attempted in every class by each student who declared the major.