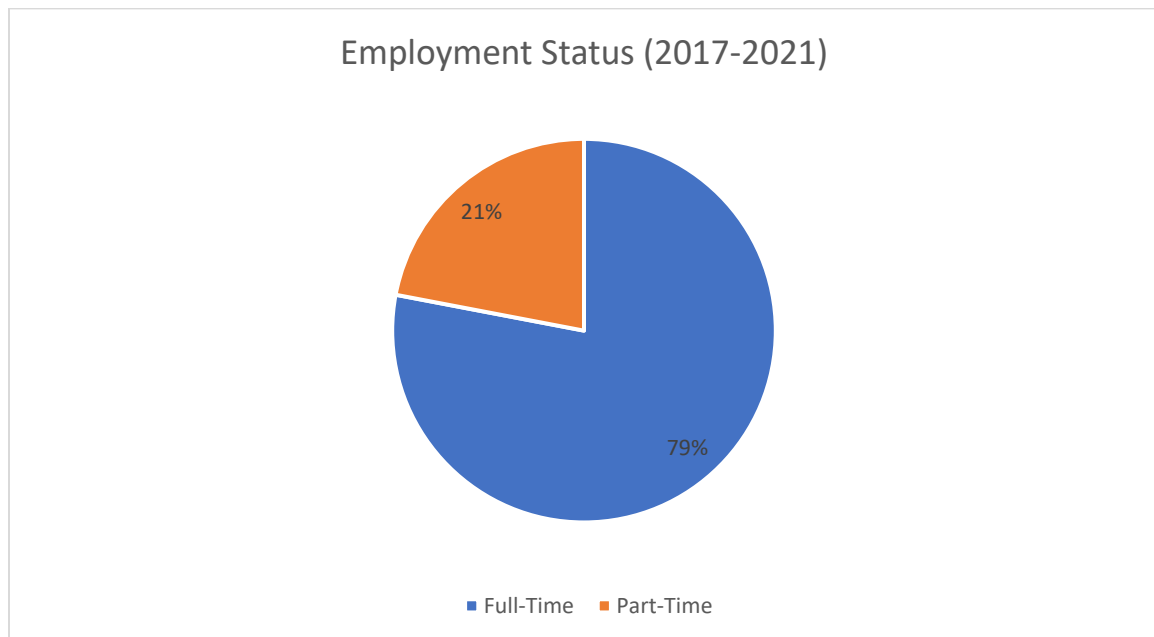
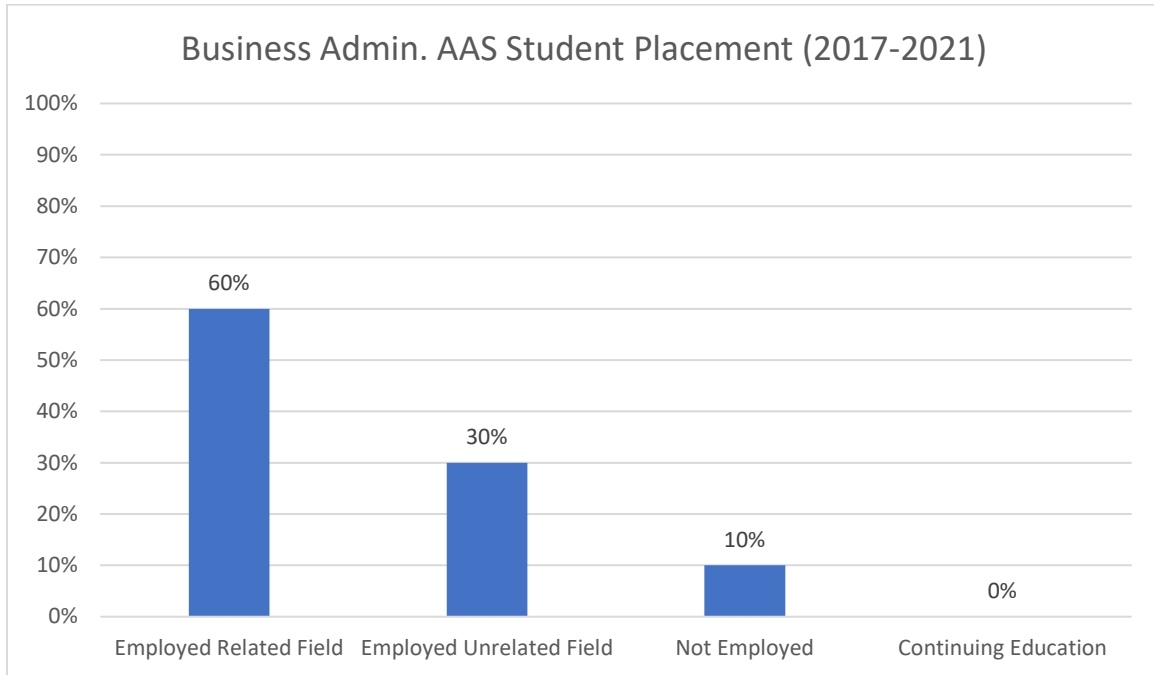


Business Administration Achievement Data

Data on student placement (for example, the number of students employed in positions related to the field of study or pursuing advanced degrees):

(10 of 116 surveys returned; 8.6% response rate)

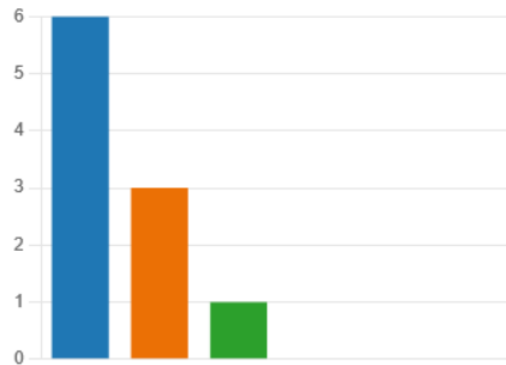




3. What is your current employment status? (choose one)

[More Details](#)

- Employed in a field directly rela... 6
- Employed in a field unrelated th... 3
- Not currently employed but see... 1
- Not currently employed but see... 0
- Not presently seeking employm... 0
- Continuing my education at ano... 0



A. Five-year trend data on graduates and majors enrolled: (Chart)

Business Administration - AAS

Graduate Data

Graduate Year	Number of Graduates
2017-18	19
2018-19	16
2019-20	16
2020-21	26
2021-22	39

Headcount and FTE

Academic Year	Unduplicated Annualized Headcount	Annualized FTE	Credit Hours Generated*
2017-18	70	45.80	1,374
2018-19	78	46.97	1,409
2019-20	92	61.30	1,839
2020-21	98	64.23	1,927
2021-22	83	55.03	1,651

*Sum of all credit hours attempted in every class by each student who declared the major.