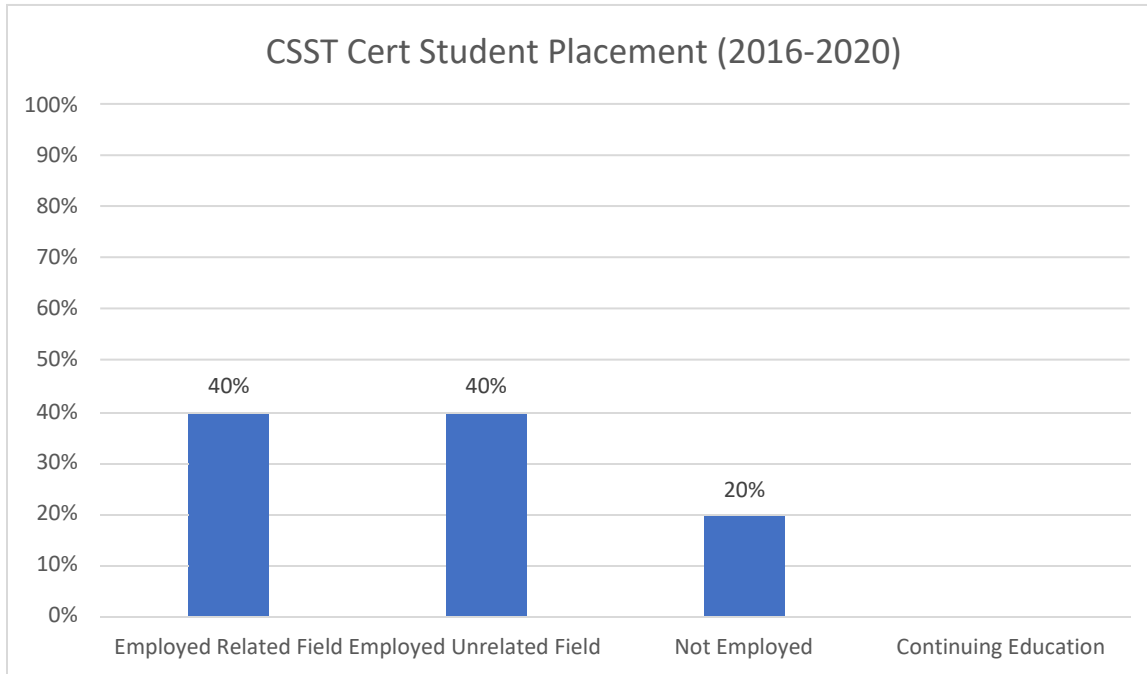
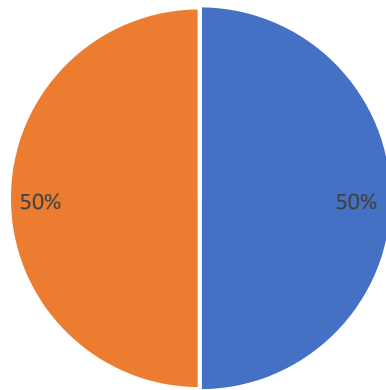


# Central Sterile Technician Achievement Data

## CSST Cert Student Placement Data (2016-2020)

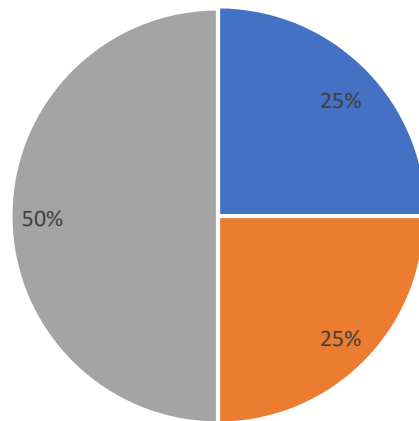


### Employment Status (2016-2020)



■ Full-Time ■ Part-Time

### Annual Salary (2016-2020)



■ <\$20,000/year ■ \$20,000 to \$29,000/year ■ \$30,000 to \$40,000/year ■ >\$40,000/year

**A. Five-year trend data on graduates and majors enrolled: (Chart)**

**Central Sterile Supply Technician -**

**Certificate Graduate Data**

<b>Graduate Year</b>	<b>Number of Graduates</b>
2016	1
2017	1
2018	1
2019	0
2020	5

**Headcount and FTE**

<b>Academic Year</b>	<b>Unduplicated Annualized Headcount</b>	<b>Annualized FTE</b>	<b>Credit Hours Generated*</b>
<b>2016-2017</b>	4	2.23	67
<b>2017-2018</b>	4	1.53	46
<b>2018-2019</b>			
<b>2019-2020</b>	2	1.4	42
<b>2020-2021</b>	4	2.7	81

\*Sum of all credit hours attempted in every class by each student who declared the major.