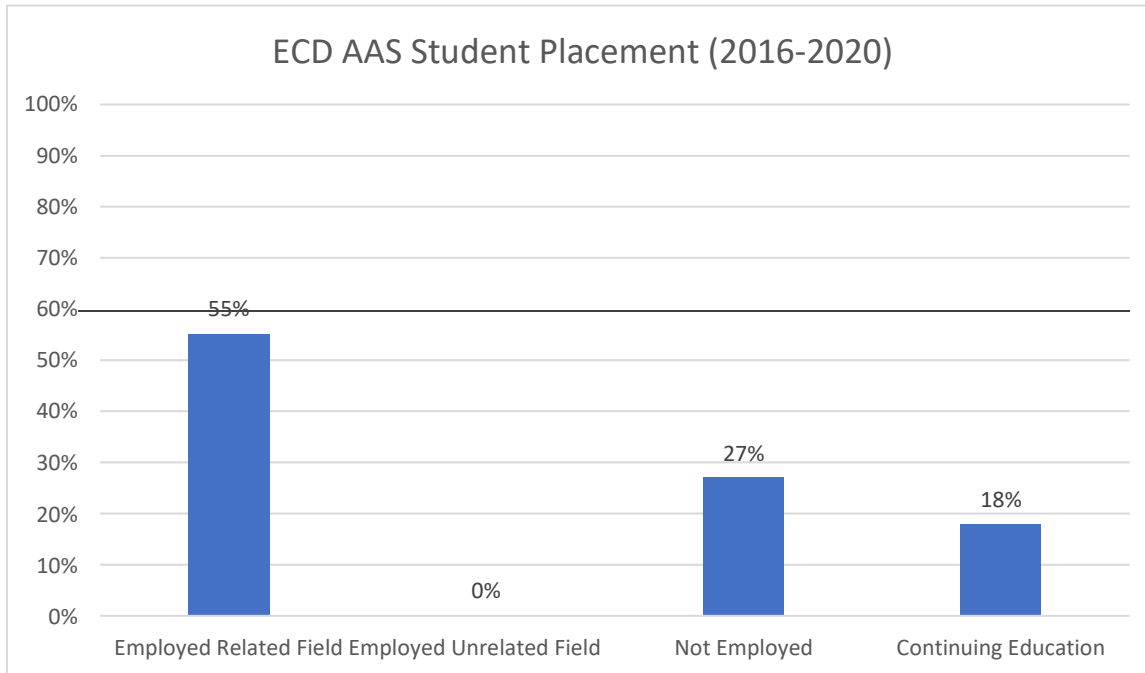


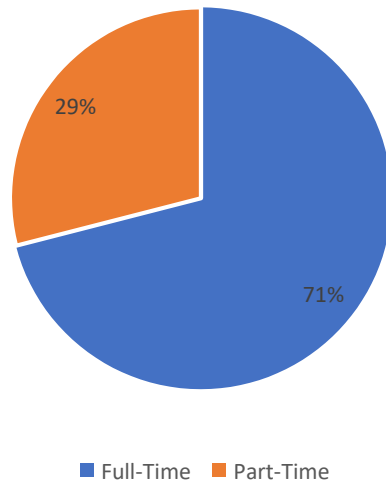
Early Childhood Education Achievement Data

Data on student placement (for example, number of students employed in positions related to the field of study or pursuing advanced degrees):

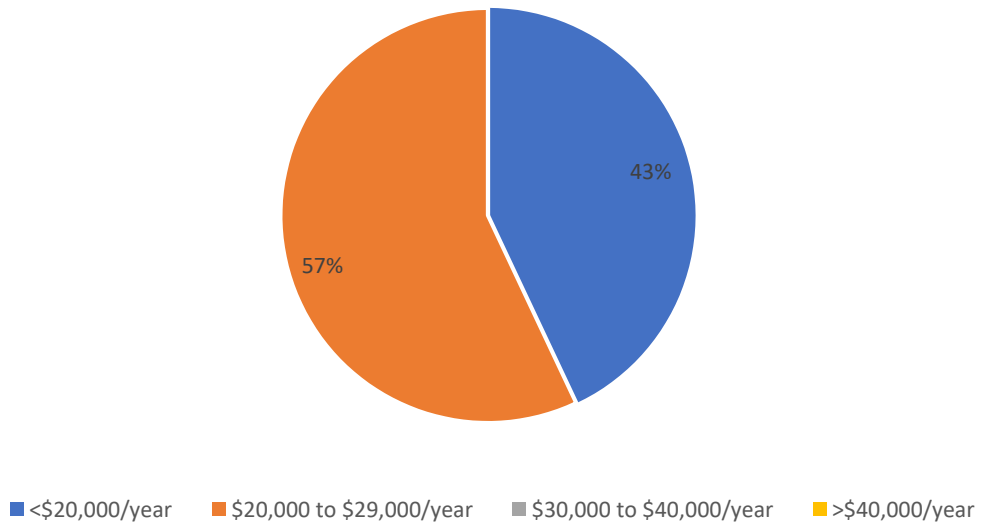
ECD AAS Student Placement Data (2016-2020)



Employment Status (2016-2020)



Annual Salary (2016-2020)



A. Five-year trend data on graduates and majors enrolled: (Chart)

Early Childhood Development -

AAS Graduate Data

Graduate Year	Number of Graduates
2016	10
2017	12
2018	15
2019	11
2020	13

Headcount and FTE

Academic Year	Unduplicated Annualized Headcount	Annualized FTE	Credit Hours Generated*
2016-2017	71	39	1170
2017-2018	67	42.7	1281
2018-2019	65	42.03	1261
2019-2020	60	32.1	963
2020-2021	85	52.93	1588

*Sum of all credit hours attempted in every class by each student who declared the major.