

Census - Fall Semester 2021

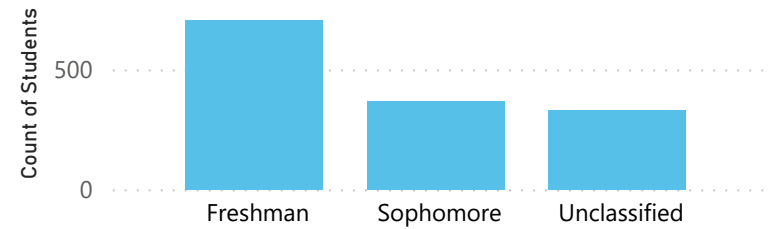
Gender	Count	FTE*	Average Age	Percent*
Female	985	738.53	23.38	68.45%
Male	454	342.27	22.29	31.55%
Total	1439	1,080.80	23.04	100.00%

Count of Students by Gender



Level	Count	FTE*	Average Age	Percent*
Freshman	710	612.73	21.71	49.34%
Sophomore	387	296.73	26.23	26.89%
Unclassified	342	171.33	22.17	23.77%
Total	1439	1,080.80	23.04	100.00%

Count of Students by Level



FT/PT Status	Count	FTE*	Average Age	Percent*
Full-Time	926	856.07	22.58	64.35%
Part-Time	513	224.73	23.85	35.65%
Total	1439	1,080.80	23.04	100.00%

Count of Students by Gender

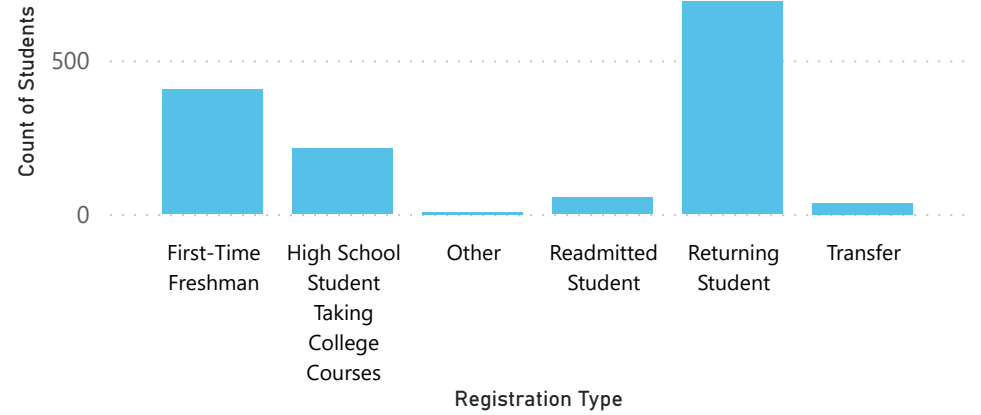


Race	Count	FTE*	Average Age	Percent*
Asian	2	0.53	15.50	0.14%
Black	23	15.87	27.70	1.60%
Hawaiian	1	0.27	16.00	0.07%
Indian	6	5.07	22.17	0.42%
Two or More	19	14.73	21.37	1.32%
White	1388	1,044.33	23.00	96.46%
Total	1439	1,080.80	23.04	100.00%

Census - Fall Semester 2021

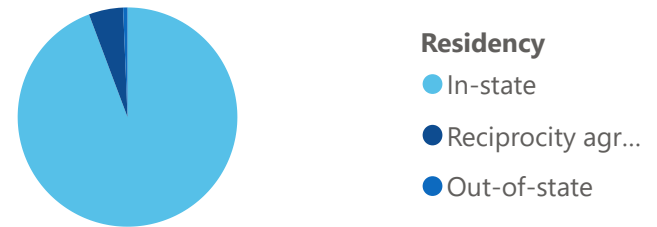
Registration Type	Count	FTE*	Average Age	Percent*
First-Time Freshman	406	375.07	20.03	28.21%
High School Student Taking College Courses	214	83.67	16.43	14.87%
Other	3	0.60	37.33	0.21%
Readmitted Student	56	36.87	32.89	3.89%
Returning Student	716	547.27	25.73	49.76%
Transfer	44	37.33	25.45	3.06%
Total	1439	1,080.80	23.04	100.00%

Count of Students by Registration Type



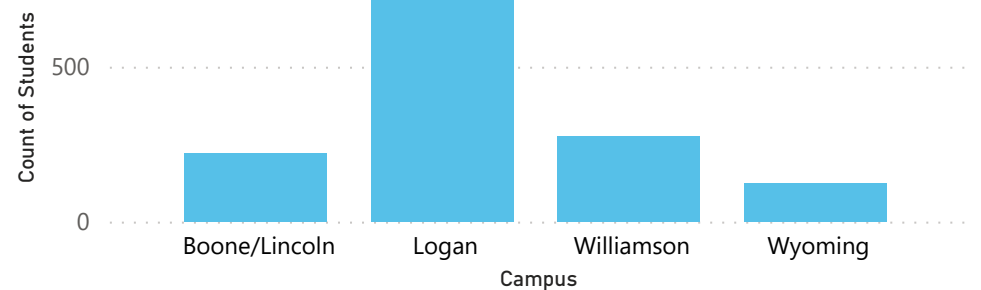
Residency	Count	FTE*	Average Age	Percent*
In-state	1360	1,019.60	22.87	94.51%
Out-of-state	7	4.73	31.00	0.49%
Reciprocity agreement	72	56.47	25.32	5.00%
Total	1439	1,080.80	23.04	100.00%

Count of Students by Residency



Campus	Count	FTE*	Average Age	Percent*
Boone/Lincoln	226	146.40	21.59	15.71%
Logan	809	602.47	23.08	56.22%
Williamson	280	228.00	24.12	19.46%
Wyoming	124	103.93	22.92	8.62%
Total	1439	1,080.80	23.04	100.00%

Count of Students by Campus



* = FTE and Percentage may vary slightly due to rounding.

Census - Fall Semester 2021

Major	Count	FTE*	Average Age	Percent*
0000 - To be declared *	224	82.73	18.09	15.57%
012 - HCT -Medical Lab Asst Opt-CERT	12	9.80	24.42	0.83%
014 - Cntrl Sterile Supply Tech-CERT	2	1.67	27.00	0.14%
021 - Medical Assisting-CERT	1	0.93	19.00	0.07%
022 - Medical Coding Spec-CERT	22	18.33	30.91	1.53%
031 - Paraprofessional Educ-CERT	1	0.80	34.00	0.07%
032 - Early Childhood Dev-CERT	3	1.93	33.33	0.21%
051 - AH Bus & Leadership-CERT	5	3.53	24.20	0.35%
057 - Criminal Justice-CERT	3	1.27	27.67	0.21%
059 - Behavioral Health-CERT	17	14.00	23.35	1.18%
113 - Agriculture-CERT	1	0.87	26.00	0.07%
123 - Indust Tech-Welding-CERT	1	1.07	18.00	0.07%
200 - University Transfer-AA	171	138.67	23.28	11.88%
300 - University Transfer-AS	60	51.87	22.40	4.17%
441 - Surgical Technology-AAS	28	17.93	22.39	1.95%
442 - Medical Lab Technology-AAS	27	20.80	23.78	1.88%
443 - Paramedic Science-AAS	10	8.60	23.70	0.69%
444 - Nursing-AAS	107	86.80	24.93	7.44%
445 - Dental Hygiene-AAS	1	0.20	33.00	0.07%
446 - Respiratory Tech-AAS	35	28.47	24.06	2.43%
447 - Medical Assisting-AAS	20	17.73	27.40	1.39%
450 - Health Care Professional-AAS	354	287.47	22.85	24.60%
469 - Radiologic Technology-AAS	29	23.80	21.00	2.02%
540 - Business Accounting-AAS	33	27.47	30.12	2.29%
548 - Business Administration-AAS	65	54.33	25.65	4.52%
590 - Criminal Justice - AAS	19	15.73	25.84	1.32%
591 - Crim Justice-Corrections-AAS	19	17.07	20.95	1.32%
592 - Crim Just-Law Enforcement-AAS	11	9.93	20.18	0.76%
659 - Agriculture-AAS	3	2.60	21.00	0.21%
670 - Electrical Engineering Tec-AAS	32	27.87	22.63	2.22%
680 - Mechatronics-AAS	1	0.73	20.00	0.07%
681 - Welding Technology - AAS	13	12.40	21.08	0.90%
690 - Information Technology-AAS	37	34.53	24.95	2.57%
755 - Tec Studies in Applied Tec-AAS	4	2.67	24.75	0.28%
758 - Board of Governors -AAS	7	3.80	36.43	0.49%
985 - Early Childhood Dev-AAS	59	50.40	25.20	4.10%
9999 - No Major Declared	2	2.00	17.00	0.14%
Total	1439	1,080.80	23.04	100.00%

Census - Fall Semester 2021

High School	Count	FTE*	Average Age	Percent*
Abeka Academy	1	0.80	18.00	0.07%
Baileysville	5	2.93	44.20	0.35%
Beth Haven Christian	26	12.33	18.54	1.81%
Buffalo	1	0.40	39.00	0.07%
Burch	9	5.47	38.67	0.63%
Cabell-Midland	1	0.67	41.00	0.07%
Calhoun County	1	0.20	26.00	0.07%
Capital High School	1	0.87	26.00	0.07%
Chapmanville	173	142.87	20.72	12.02%
Christian Faith Academy	2	2.20	21.00	0.14%
Creek Wood High School	1	0.53	28.00	0.07%
Default	2	2.00	30.00	0.14%
Duval	2	1.80	42.50	0.14%
East Fairmont	1	1.07	34.00	0.07%
GED Recipient	49	40.20	27.96	3.41%
Gilbert	11	6.73	41.36	0.76%
Hamlin	3	0.93	38.67	0.21%
Harts	4	2.40	41.50	0.28%
Hinton	1	0.87	31.00	0.07%
Home School - WV	1	1.00	23.00	0.07%
laeger	1	0.80	35.00	0.07%
Independence	1	0.40	24.00	0.07%
Lenore	2	1.47	56.00	0.14%
Liberty HS -Raleigh Co.	1	1.13	35.00	0.07%
Lincoln County High School	73	49.53	18.88	5.07%
Logan	180	122.27	22.64	12.51%
Magnolia High School	8	5.87	41.00	0.56%
Man	100	76.00	21.65	6.95%
Meadow Bridge	1	0.80	18.00	0.07%
Mingo Central Comprehensive HS	128	110.33	20.18	8.90%
Mingo Christian	1	0.20	52.00	0.07%
Miscellaneous High School	14	11.40	25.93	0.97%
Miscellaneous Home School	1	0.80	17.00	0.07%
Morgantown	1	1.27	22.00	0.07%
Mount View	2	1.20	24.00	0.14%
Mullens HS**USE 491051**	1	0.93	46.00	0.07%
Nitro	2	1.67	20.00	0.14%
Oak Hill	1	0.80	26.00	0.07%
Oceana	4	2.67	41.75	0.28%
Omega Academy	2	1.80	27.00	0.14%
Other Christian High School	10	6.07	24.00	0.69%
Out-of-state High School	130	107.73	24.20	9.03%
Poca	1	0.47	24.00	0.07%
Preston Co High School	1	1.13	26.00	0.07%
Princeton	2	1.27	25.50	0.14%
Riverside High	3	2.40	25.00	0.21%
Riverview High School	5	3.93	19.20	0.35%
Scott	108	61.20	20.96	7.51%
Sherman	12	10.07	25.42	0.83%
South Charleston	1	0.87	38.00	0.07%
Tolsia High School	16	13.73	21.56	1.11%
Truthway Christian Academy	1	0.40	30.00	0.07%
Tug Valley High School	119	89.93	23.04	8.27%
Unknown	34	23.07	33.29	2.36%
Van	21	10.73	22.19	1.46%
Wayne County	1	0.80	18.00	0.07%
Westside High School	97	80.20	20.47	6.74%
Wheeling Park	1	0.73	17.00	0.07%
Williamson	1	0.47	59.00	0.07%
Wyoming Co Voc-Tech Center	1	1.07	22.00	0.07%
Wyoming East High School	55	46.93	23.33	3.82%
Total	1439	1,080.80	23.04	100.00%

* = FTE and Percentage may vary slightly due to rounding.