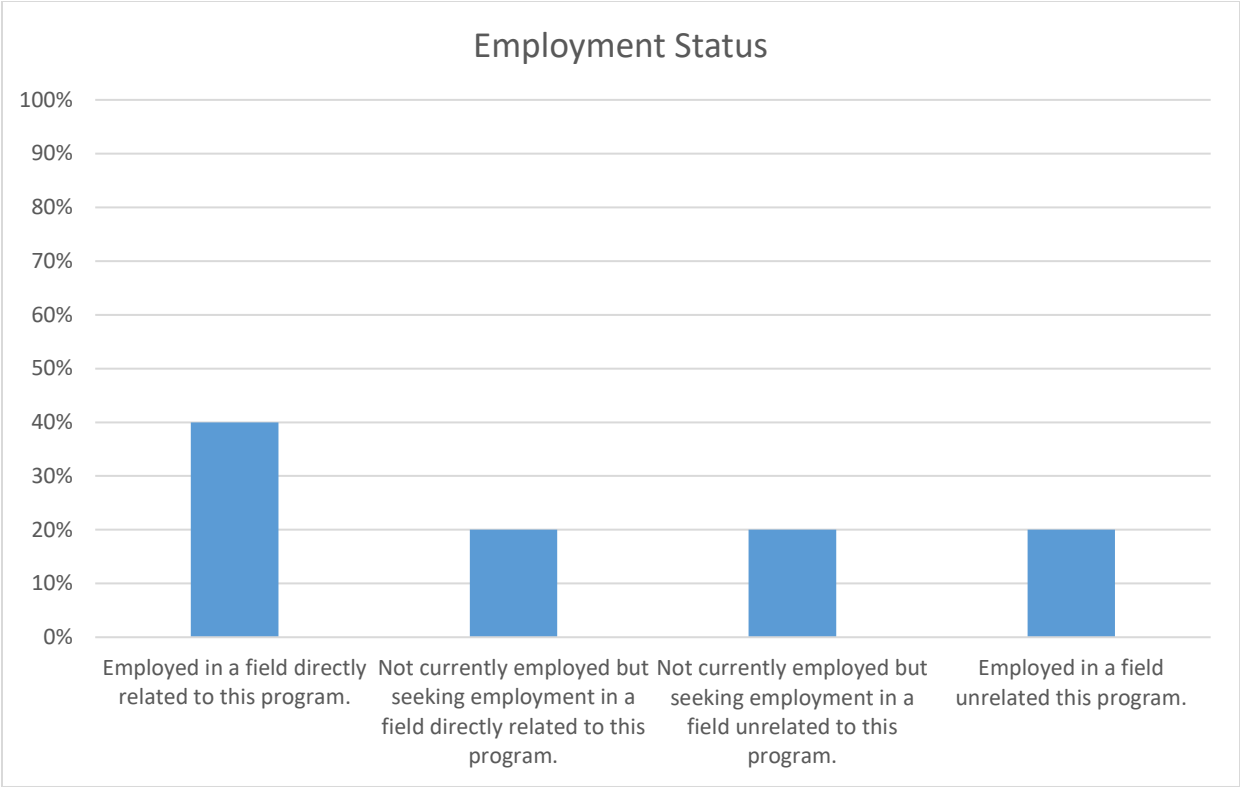
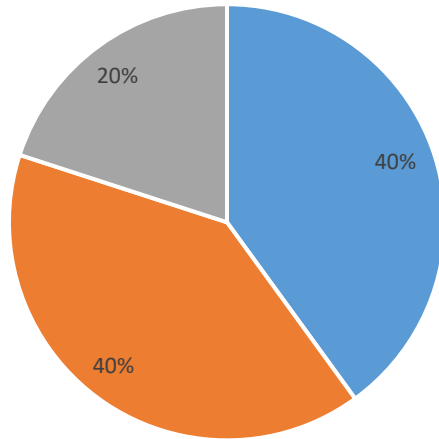


Welding Achievement Data

Welding Technology - AAS Student Placement Data (2017-2022)
(5 of 12 surveys returned; 42% response rate)

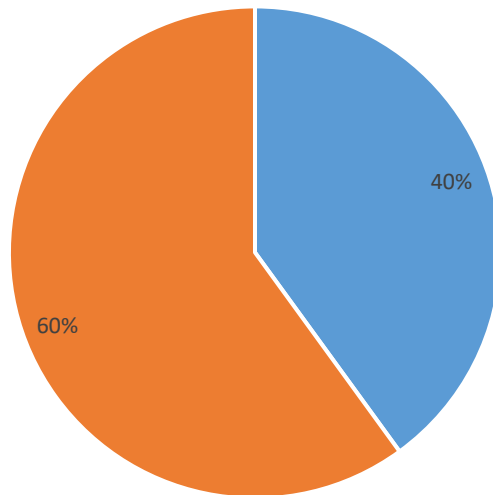


Employment Status (2017-2022)



■ Employed - Full-time ■ Not Employed ■ Employed - Status Not Reported

Annual Salary (2017-2022)



■ >\$40,000/year ■ Salary Not Reported

Five-year trend data on graduates and majors enrolled: (Chart)

Welding Technology – AAS

Graduate Data

Graduate Year	Number of Graduates
2017-18	9
2018-19	6
2019-20	2
2020-21	2
2021-22	3

Headcount and FTE

Academic Year	Unduplicated Annualized Headcount	Annualized FTE	Credit Hours Generated*
2017-18	32	22.63	679
2018-19	35	19.40	582
2019-20	39	25.10	753
2020-21	26	19.90	597
2021-22	27	13.77	413

*Sum of all credit hours attempted in every class by each student who declared the major.