



Student Wi-Fi Connection Instructions

To connect you will find the new Wi-Fi name, *Southern Student*. When you select the wireless connection, you will be prompted to enter a username and password. **The username will be your Southern email address and email password (you do not have to include @southernwv.edu in the username).**

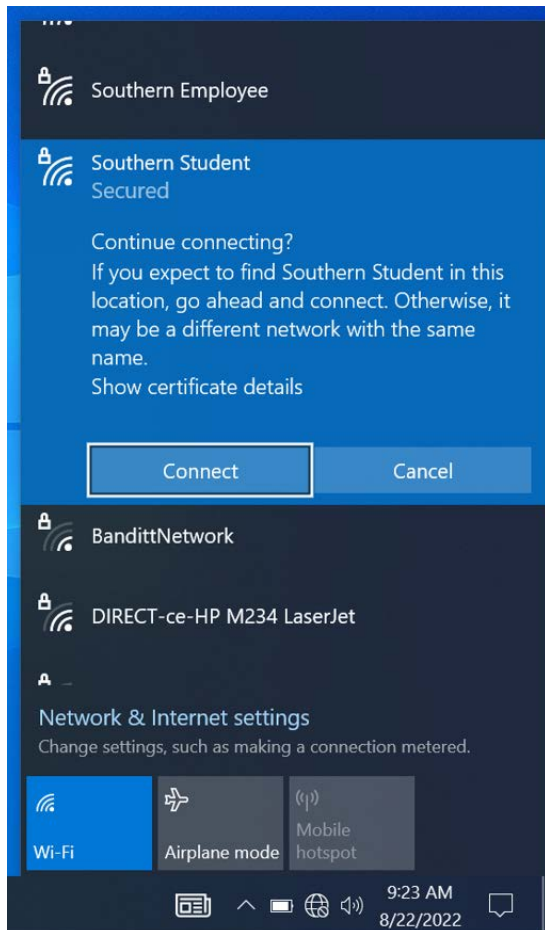
You will then be prompted to trust a security certificate. Please see images below for prompts on accepting certificates for laptops, Apple, and Samsung/Android devices.

Laptop User connection

Select *Southern Student* from wireless options

Select connect then enter your username and password (this will be the same password you use for your southern email)

Select connect as indicated in the picture below.



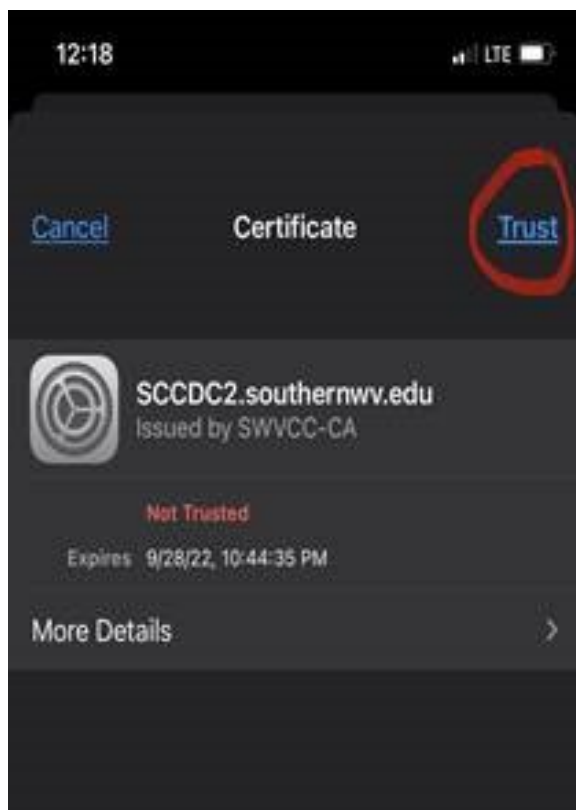
iPhone/iPad User Instructions

iPhone/iPad user connection

Select *Southern Student* from wireless options

Select connect then enter your username and password (this will be the same password you use for your southern email)

Select Trust when prompted



Samsung/Android User Instructions

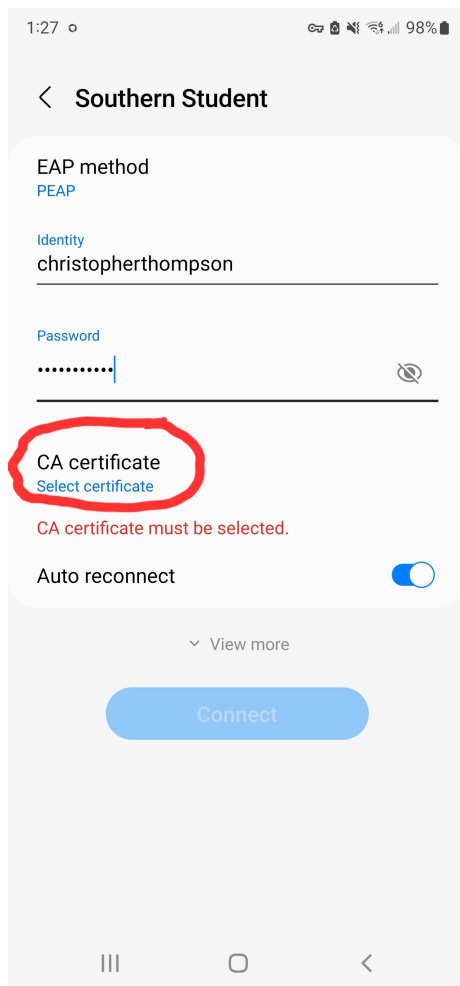
The following two pictures are for **Samsung/ Android Users**

Select *Southern Student* from wireless options

Enter your username and password (this will be the same password you use for your southern email)

Click *select certificate* as pictured below

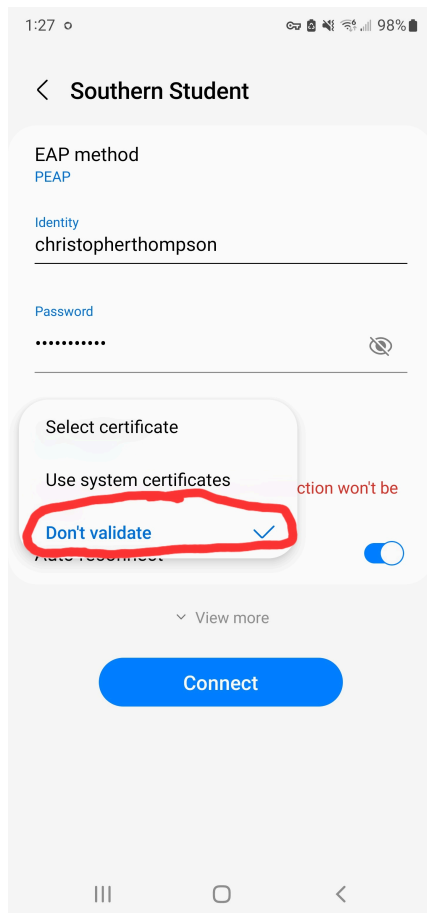
Then proceed to next step in picture 2



Samsung/Android User Instructions

Picture 2

Select *Don't validate* and connect as circled below



If you have any problems or questions, please contact the Helpdesk at (304)896-7474 or at helpdesk@southernwv.edu.